

Qualtrics – How to Hide an Answer Category (or Question) after a survey has started

How to hide an answer category so that you don't lose the answer category label in your data set for responses already submitted.

For example, you have registration form that includes multiple date options for attending an event. Once a date has passed, you do not want it to still be an answer category option.

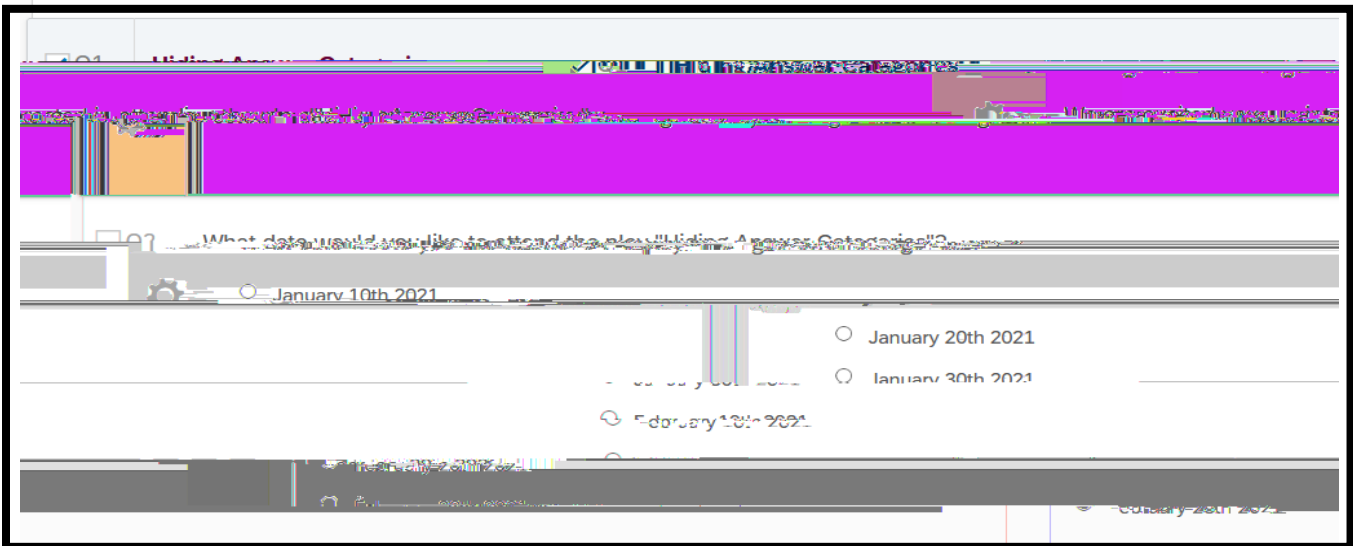
If you delete the answer category, you will lose your answer label in your data, so you can "Hide" the option

Example

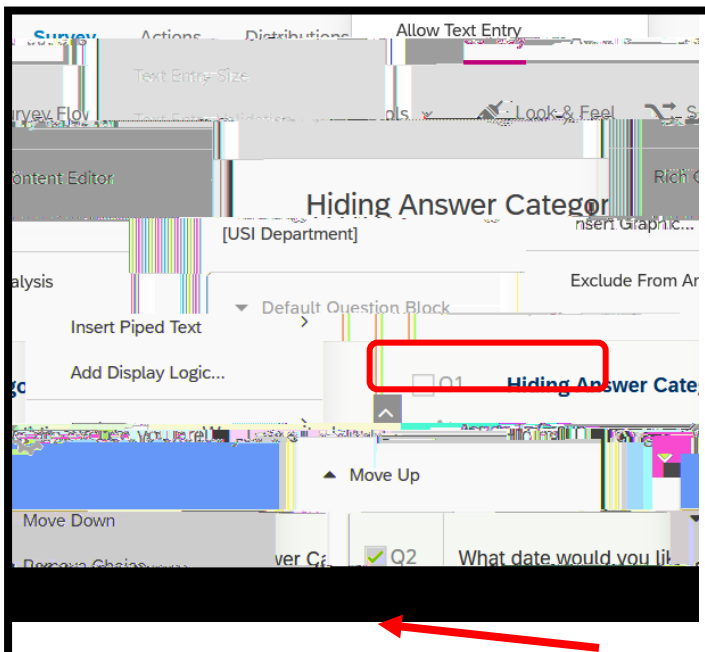
All surveys should have an intro question is always displayed to the respondent.

Example Q1 is the intro question.

January 10th, 2021 has passed so I need to remove it from the answer categories.




Right click on the answer category want to hide to get this menu. Select “add display logic”



2. Set the condition for Display Logic. To hide the answer category, select the Intro Question (Q1) and “Is Not Displayed”.

Now the answer category January 10th, 2021 will only show up an answer category if the respondent NEVER sees the Q1/Intro question (which can't actually happen).

Final Product:



Note: You can also use display logic to “hide” a question. Click on the dial next to the question and apply a similar Display Logic

